





▶ Operation Manual of SMS Banking



Option-1 (For Single A/C Holder) SMS Banking Registration:

<p>1. Write SMS (UNBL<Space>REG<Space>PIN<space> your Account Number) and send to 6969</p>		<p>You will get a new Message</p>
	<p>Send To 6969 </p>	<p>Account Registered Successfully</p>

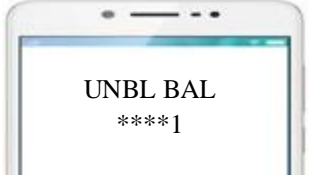

Balance Enquiry:

<p>2. Write SMS (UNBL<Space>BAL<Space>PIN) and send to 6969</p>		<p>You will get a new Message</p>
	<p>Send To  6969</p>	<p>Dear Sir, Your Union bank A/C (****xxxxx) Balance BDT: xxx Only. Thanks for being with us.</p>



Option-2 (For More A/C Holder) SMS Banking Registration:

1. Write SMS (UNBL<Space>REG<Space>PIN<space>your Account Number<space> sequences No) and send to 6969		You will get a new Message
	Send To  6969	Account Registered Successfully

Balance Enquiry:

2. Write SMS (UNBL<Space>BAL<Space>PIN<space> sequences No) and send to 6969		You will get a new Message
	Send To  6969	Dear Sir, Your Union bank A/C (****xxxx) Balance BDT: xxx Only. Thanks for being with us.

Change PIN:

1. Write SMS (UNBL<Space>CPIN<Space>old PIN <space>new PIN<space>) and send to 6966		You will get a new Message
	Send To  6969	Pin changed successfully

THANK YOU